

Mental Health Services Act Stakeholder Meeting

[Zoom/Virtual](#)

Friday, November 15, 2024 | 1:00PM



**Behavioral Health
Department**
Alameda County Health



WELLNESS • RECOVERY • RESILIENCE

Facilitator:

Noah Gallo | MHS Senior Planner
**Alameda County Behavioral Health
Mental Health Services Act**



MHSA STAKEHOLDER GROUP (MHSA-SG)

Friday, November 15, 2024 (1:00-3:00pm)

ZOOM MEETING TELECONFERENCE: [Join Zoom meeting](#)

United States (Toll Free): 877-336-1831; Access Code: 3pvMmT

MISSION	VALUE STATEMENT	FUNCTIONS
<p><i>The MHSA Stakeholder Group advances the principles of the Mental Health Services Act and the use of effective practices to assure the transformation of the mental health system in Alameda County. The group reviews funded strategies and provides counsel on current and future funding priorities.</i></p>	<p><i>We maintain a focus on the people served, while working together with openness and mutual respect.</i></p>	<p>The MHSA Stakeholder Group:</p> <ul style="list-style-type: none"> • <i>Reviews</i> the effectiveness of MHSA strategies. • <i>Recommends</i> current and future funding priorities. • <i>Consults</i> with ACBH and the community on promising approaches that have potential for transforming the mental health systems of care. • <i>Communicates</i> with ACBH and relevant mental health constituencies.

- 1:00** Meeting Starts
- 1:05** Icebreaker: “What is your favorite side dish for Thanksgiving?”
- 1:15** MHSA Community Program Planning Process – Listening Session
 - Presentation, Questions & Answers
- 2:15** Update on Survey Results
- 2:40** Open forum/Group Updates
- 3:00** Meeting adjourns

Documents Attached:

1. Meeting Agenda
2. Meeting Agreement
3. Categorized Areas of Needs
4. MHSA Community Input Survey

ICEBREAKER

“What is your favorite side dish for Thanksgiving?”



Meeting Agreements

1. BE PRESENT
2. SPEAK FROM YOUR OWN EXPERIENCE
3. ONE VOICE AT A TIME
4. STEP UP, STEP BACK
5. SEEK TO UNDERSTAND AND THEN BE UNDERSTOOD
6. HOLD QUESTIONS TO THE END OF THE PRESENTATION



Categorized Areas of Community Need in Alameda County

1. **Access, Coordination and Navigation to Services** - this category captures the needs of diverse cultures and identities such as race/ethnicity, language, LGBTQIA+, veteran status and age related to accessing mental health and substance use services, including community knowledge and education, language capacity, , and successful connection to services after an emergency.
2. **Behavioral Health Workforce** - this category captures the needs related to recruiting, developing, supporting and maintaining a sufficient multilingual clinical and peer workforce.
3. **Crisis Continuum** - this category captures needs related to mental health and substance use crisis response with an emphasis on non-law enforcement response, community-based supports, early assessment of suicide risk, and stabilization during and after a crisis.
4. **Housing Continuum** - this category captures the housing needs for individuals living with behavioral health challenges ranging from housing interventions and support needed to maintain housing.
5. **Substance Use** - this category captures the increasing need for substance use services and support that are *accessible, integrated and coordinated* with mental health services.
6. **Community Violence and Trauma**-this category captures gun violence, domestic violence, human trafficking, gang violence, immigration trauma, poverty, pervasive racism and homophobia, family conflict and stress, school safety and bullying, and post-traumatic stress disorder (PTSD).
7. **Child/Youth/Young Adult Needs** - this category captures mental health and substance use challenges for school to transition-age youth ages 6-25, it also includes specific needs of children 0-5 and their families, respite services, ongoing increased suicide rates, youth runaways, juvenile justice involvement, human trafficking, gang violence, lack of support on how to access services, needs of LGBTQ+, pervasive racism, needs of bi-cultural children, lack of training on the part of schools for students with MH challenges.
8. **Adult/Older Adult Needs** - this category captures mental health and substance use challenges for adults and older adults including social isolation, depression, complex chronic health issues (including Alzheimer's and dementia), general poor mental health outcomes for those living with a severe mental illness, suicide rates, alternatives to incarceration, pervasive racism, LGBTQ+, immigration stress, gun violence, elder abuse, traumatic impact of social unrest-fear.
9. **Needs of Family Members** - this category captures the ongoing stress, frustration and isolation family members can feel in taking care of their loved ones including navigation issues, need for 24/7 access to inpatient and outpatient psychiatry services, suicide prevention, caregiving support, and other related trauma services.
10. **Needs of Veterans** - this category captures the mental health and housing needs of Veterans: Alameda County has the 4th highest number of homeless veterans, and 2nd highest of unsheltered homeless veterans in California. Veterans have a higher rate of poor mental health, high suicide rates, mental health stigma, lack of navigation support, lack of veteran support groups and social isolation.
11. **Needs of the Re-entry Community** for both Adults and Youth

Summary of Areas:

Access, Coordination and Navigation to Services

Behavioral Health Workforce

Crisis Continuum

Housing Continuum

Substance Use

Community Violence and Trauma


Child/Youth/Young Adult Needs

Adult/Older Adult Needs

Needs of Family Members

Needs of Veterans

Needs of the Re-entry Community for both Adults and Youth



Everyone Welcome!
Provide Feedback!
Make Your Voice Heard!

Community Input Survey

Behavioral Health Department
Alameda County Health

Mental Health Services Act (MHSA)
Alameda County Behavioral Health

ALAMEDA COUNTY BEHAVIORAL HEALTH Mental Health Services Act (MHSA)
Community Input Survey for FY 25/26 Annual Plan Update

Survey Instructions

English

The Alameda County Mental Health Services Act (MHSA) Division wants your input to help strengthen its mental health and wellness programs to better serve you and your community over the next year.

In preparing this survey, we reviewed various existing data sources of community Behavioral Health needs. We'd like your assistance in prioritizing these existing needs and offering us ideas/strategies/solutions to these needs.

There are 24 voluntary questions in the survey and it takes about 10-15 minutes to complete. All responses are anonymous and optional, you're welcome to leave questions blank. For questions, please contact the MHSA Division at MHSA@acgov.org.

Thank you for your help with this community effort!

1. Please select the one that best applies to you:

- Resident of Alameda County
- Non-resident of Alameda County
- I have family/loved ones that reside in Alameda County
- I work in Alameda County
- I am part of the behavioral health, SUD or wellness workforce in Alameda County
- None of the above

2. Do you or someone close to you use behavioral health care services (either mental health or substance use) in Alameda County?

- Yes
- No
- Unsure

3. Are there enough mental health services available in Alameda County in the language(s) you speak from your specific culture/identity background?

- Yes
- No
- Unsure

4. Are you aware of changes coming to mental health services in Alameda County as a result of voters passing Proposition 1 - Behavioral Health Services Act (BHSA)?

- Yes
- No








5. If you answered 'YES' to the previous question, if you could move 7% - 14% of overall funding from one category to another: Which category would you move FROM?

- Housing Interventions - targets housing individuals who are undergoing homelessness due to serious mental illness, serious emotional disturbance, and/or substance abuse disorder.
- Full Service Partnerships - programs are designed for individuals with serious emotional disturbance (SED) or a severe mental illness (SMI) who would benefit from an intensive service program. The foundation of Full Service Partnerships is doing "whatever it takes" to help individuals on their path to recovery and wellness.
- Behavioral Health Services & Supports - includes crisis, outpatient treatment, early intervention, outreach and engagement, workforce education and training, capital facilities, technological needs, and innovative pilots and projects.

6. Which category would you move the 7% - 14% of funding TO?

- Housing Interventions - targets housing individuals who are undergoing homelessness due to serious mental illness, serious emotional disturbance, and/or substance abuse disorder.
- Full Service Partnerships - programs are designed for individuals with serious emotional disturbance (SED) or a severe mental illness (SMI) who would benefit from an intensive service program. The foundation of Full Service Partnerships is doing "whatever it takes" to help individuals on their path to recovery and wellness.
- Behavioral Health Services & Supports - includes crisis, outpatient treatment, early intervention, outreach and engagement, workforce education and training, capital facilities, technological needs, and innovative pilots and projects.

7. From our review, we identified 11 broad areas of community need. Please rank these needs in order of importance from your perspective. ("1" is most important; "11" is least important). For definitions of the Categorized Needs [click here](#).

	<input type="text" value="1"/>	Access, Coordination and Navigation to Mental Health or Substance Use Services
	<input type="text" value="2"/>	Behavioral Health Workforce
	<input type="text" value="3"/>	Crisis Continuum
	<input type="text" value="4"/>	Housing Continuum
	<input type="text" value="5"/>	Substance Use
	<input type="text" value="6"/>	Community Violence and Trauma
	<input type="text" value="7"/>	Needs of Child/Youth/Young Adult Needs
	<input type="text" value="8"/>	Needs of Adult/Older Adult
	<input type="text" value="9"/>	Needs of Family Members
	<input type="text" value="10"/>	Needs of Veterans
	<input type="text" value="11"/>	Needs of the Re-entry Community

8. For the Area of Need that you ranked as #1, most important, please share any ideas/strategies/solutions to help us improve this area for communities in Alameda County.

9. What did We Miss? Please share other concerns or solutions that you have that haven't been mentioned.

10. In which part of Alameda County do you LIVE and or WORK and or CARE FOR SOMEONE?

Other (please specify)

11. My AGE RANGE is:

- Under 16
- 16-25
- 26-59
- 60 and over
- Prefer not to answer

12. What language do you primarily receive services in?

13. What is your current GENDER IDENTITY?

- Woman/Female
- Man/Male
- Genderqueer or Gender Fluid
- Transgender: Male or Female
- Transgender: Female to Male
- Non-binary (neither male nor female)
- Two-Spirit (a term used by some Native American/Indigenous individuals)
- Prefer not to answer

Other Gender Identity (please specify)

14. Which of the following BEST REPRESENTS how you think of yourself?

- Straight/heterosexual (not lesbian or gay)
- Gay/Lesbian
- Bisexual
- Same gender loving
- Asexual
- Pansexual
- Prefer not to answer
- Other (please specify)

15. What is your ETHNICITY?

- Hispanic/Latino
- Non-Hispanic/Non-Latino
- Prefer not to answer

16. What is your RACE? (Please select all that apply)

- African-American/Black
- American Indian/Alaskan Native
- Asian
- Pacific Islander/Native Hawaiian
- White/Caucasian
- Prefer not to answer
- Other (please specify)

17. If you marked "ASIAN OR PACIFIC ISLANDER" under question 16, please tell us about our nationality or country of origin? (Please select all that apply)

- Asian/Indian
- Cambodian
- Chinese
- Filipino/a
- Japanese
- Korean
- Samoan
- Taiwanese
- Tongan
- Vietnamese
- Other (please specify)

18. Which of the following STAKEHOLDER GROUP(s), do you primarily represent? (Please select all that apply)

- Active Military/Reserve or Guard/Veteran
- Caregiver
- Community Member
- Consumer
- Education
- Faith Community
- Family member
- Former involvement with the foster care system
- Healthcare worker
- Law enforcement agency
- Provider of mental health or substance use disorder programming
- Re-entry
- Student
- Prefer not to answer
- Other (please specify)

19. What kind of insurance (if any) do you have?

- I don't have any health insurance.
- Medi-Cal
- Private health insurance
- Medicare
- Medi-Medi (both Medi-Cal and Medicare)
- Decline to answer

20. Do you agree with this statement: My Mental Health Services/Substance Use coverage meets my needs.

- Yes
- No
- Unsure

21. In the past two months, have you been consistently living in stable housing that you own, rent, or stay in as part of a household?

- Yes
- No
- Other (please specify)

22. What types of support services would someone with behavioral health challenges need in order to maintain stable housing?

- Case Management
- Employment Support
- Financial Assistance
- Legal Support and Advocacy
- Mental Health Counseling
- Peer Specialist
- Re-entry Support
- Substance Use Counseling
- Supportive Housing Options
- Other (please specify)

23. Please provide your contact information if you'd like to be entered into our raffle.

Full Name	<input type="text"/>
Agency/Org	<input type="text"/>
Email Address	<input type="text"/>
Phone Number	<input type="text"/>

24.

Thank you again for taking the time to provide your input on the County of Alameda's MHS Community Survey. We appreciate you! To learn about more ways to get involved, please visit our website at <https://acmhsa.org/>

This area is to rate the ease of completing this survey with 5 stars being the easiest and 1 star being difficult.



Thank you


&

Questions/Comments



WELLNESS • RECOVERY • RESILIENCE

Please visit us at:



**Next meeting:
Friday, December – TBD
due to the Holiday
1-3PM**

or

<https://acmhsa.org>



**Behavioral Health
Department**
Alameda County Health

